

Cam Operated Switch

PHASE SELECTOR

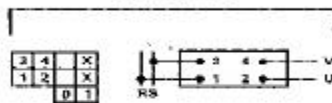
| | | | | | | | | | | | | |
|-----------|---|---|---|---|----|----|----|----|----|----|----|----|
| PU 32430 | 1 | 3 | 5 | 7 | 9 | 11 | 13 | 15 | 17 | 19 | 21 | 23 |
| PU 63431 | ○ | ○ | ○ | ○ | ○ | ○ | ○ | ○ | ○ | ○ | ○ | ○ |
| PU 100432 | 2 | 4 | 6 | 8 | 10 | 12 | 14 | 16 | 18 | 20 | 22 | 24 |
| PU 150433 | ○ | ○ | ○ | ○ | ○ | ○ | ○ | ○ | ○ | ○ | ○ | ○ |
| 1- | 0 | | | | | | | | | | | |
| 2- | 1 | X | | | | | | | | | | |
| 3- | 2 | | X | | | | | | | | | |
| 4- | 3 | X | | | | | | | | | | |
| 5- | G | | X | | | | | | | | | |
| 6- | | | | | | | | | | | | |
| 7- | | | | | | | | | | | | |
| 8- | | | | | | | | | | | | |
| 9- | | | | | | | | | | | | |
| 10- | | | | | | | | | | | | |

X : Closed Contact G : Generator

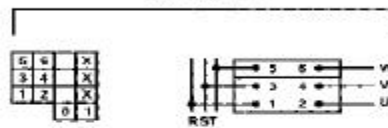


ON - OFF SWITCH

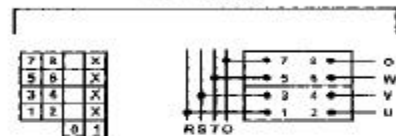
2 POLE



3 POLE

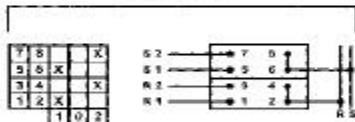


4 POLE

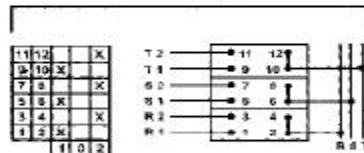


CHANGE OVER SWITCH

2 POLE



3 POLE



4 POLE

